



TETTO APRIBILE

169 - Panda

## SUN ROOF - DESCRIPTION

The sun roof is the "Skydome" type, consisting of two glass panels, one fixed and one mobile.

The sun roof control unit is built into the electrical motor that controls sun roof opening/closing; the sun roof operates via the switch directly connected to the control unit.

If the sun roof becomes blocked during the closing phase due to the presence of an obstacle, the sun roof control unit (built into the electric motor) interrupts the movement, leaving the sun roof in the current position.

If the sun roof becomes blocked during the opening phase, the control unit interrupts movement of the glass panel and reverses the motor, moving the panel 10mm forward from the reversing point.


## SUN ROOF - FUNCTIONAL DESCRIPTION

The sun roof electric motor includes:

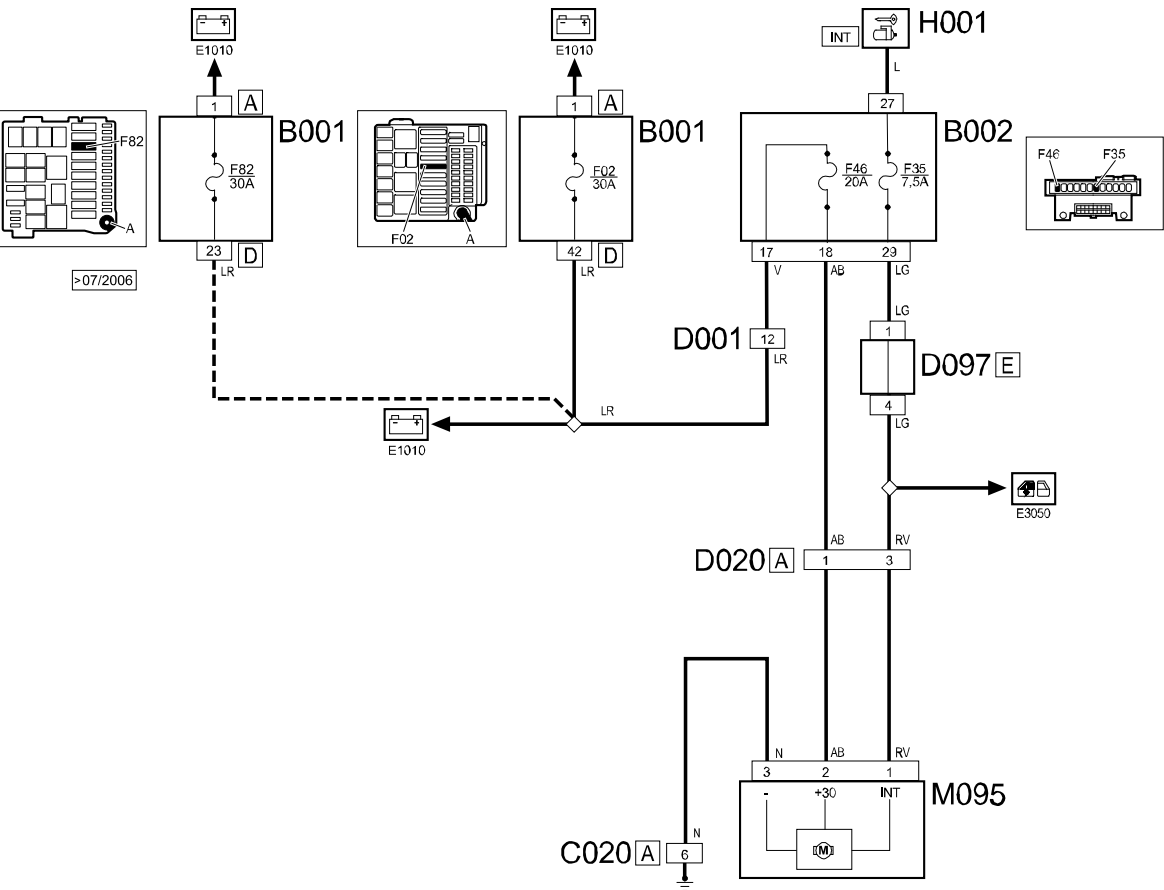
- the control unit M095 ;
- the roof opening/closing switch.

The sun roof control unit is powered by the ignition (pin 1) from the line protected by fuse F35, and direct from the battery (pin 2) from the line protected by fuse F46. Both fuses are housed in the under-dashboard junction unit B002 .

Depending on the command given, the control unit M095 immediately opens or closes the mobile glass panel of the sun roof.

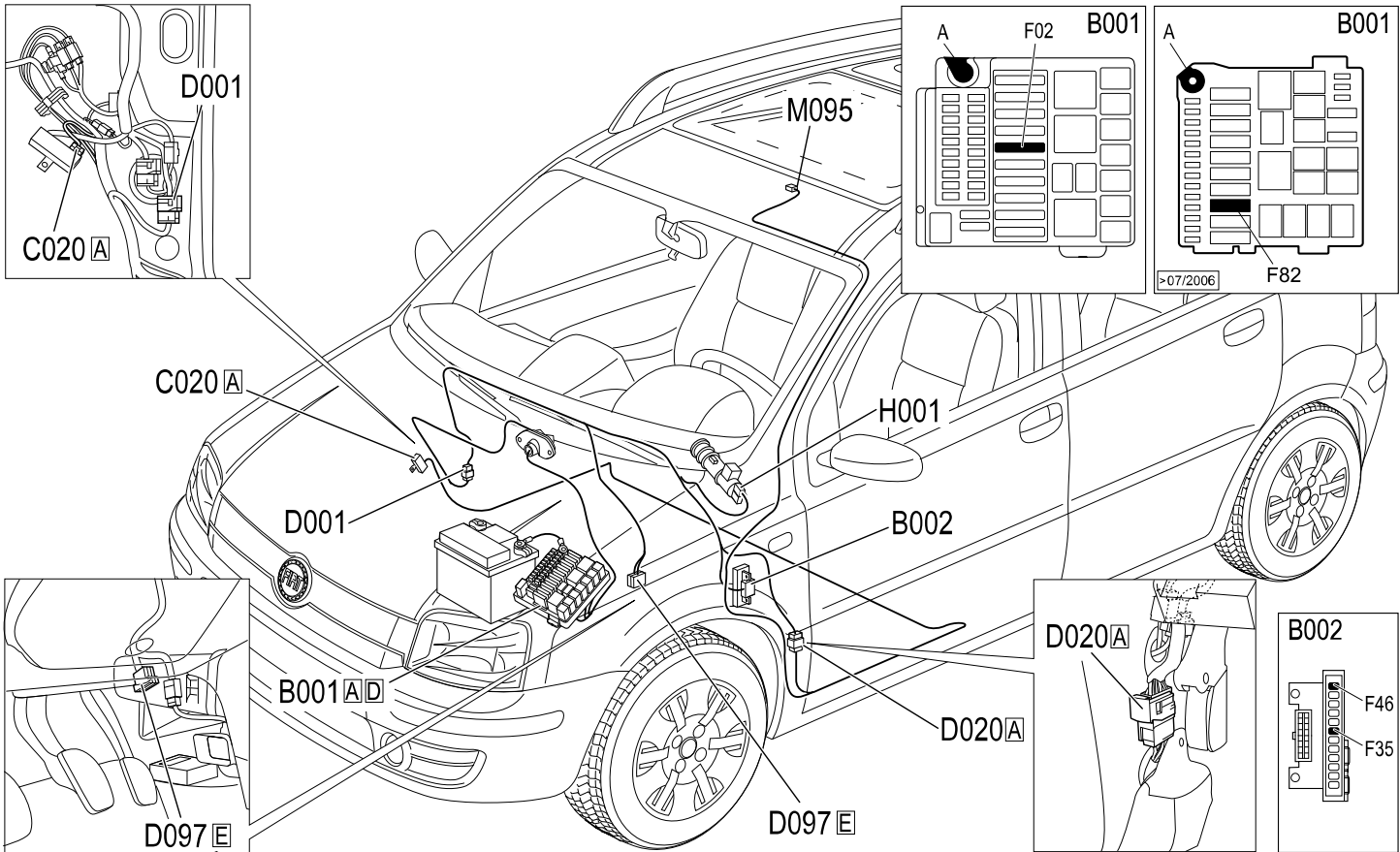
 Earth C020 is secured to the passenger compartment floor and is positioned near the right front wheel arch (footwell area).  
Coupling D001 is housed in the lower part of the right front pillar, near the door partition coupling.

SUN ROOF - WIRING DIAGRAM



Component code	Description	With reference to the assembly
B001	JUNCTION UNIT	Op. 5505C VEHICLE COMPARTMENT WIRING
B002	JUNCTION UNIT UNDER DASHBOARD	Op. 5505C VEHICLE COMPARTMENT WIRING
C020	PASSENGER SIDE DASHBOARD EARTH	-
D001	FRONT/DASHBOARD COUPLING	-
D020	DASHBOARD/REAR COUPLING	-
D097	SHORT CIRCUITING COUPLING	-
H001	IGNITION SWITCH	Op. 5520A IGNITION SWITCH
M095	Sun roof control unit	-

SUN ROOF - COMPONENT LOCATION



Component code	Description	With reference to the assembly
B001	JUNCTION UNIT	Op. 5505C VEHICLE COMPARTMENT WIRING
B002	JUNCTION UNIT UNDER DASHBOARD	Op. 5505C VEHICLE COMPARTMENT WIRING
C020	PASSENGER SIDE DASHBOARD EARTH	-
D001	FRONT/DASHBOARD COUPLING	-
D020	DASHBOARD/REAR COUPLING	-
D097	SHORT CIRCUITING COUPLING	-
H001	IGNITION SWITCH	Op. 5520A IGNITION SWITCH
M095	Sun roof control unit	-