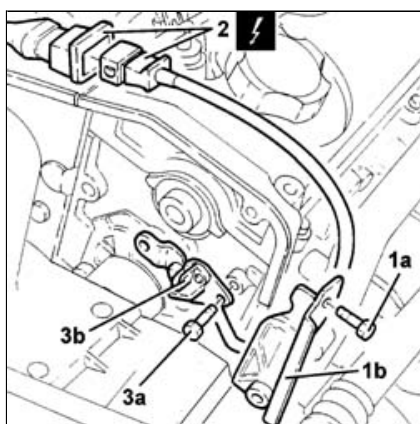



NUOVA BRAVO 1.9 JTD 8v CAM ANGLE SENSOR - R.R 1060G22



 Removing ([Refitting](#) )

Op. 1016A10 SOUND-PROOFING COVER - R.R

Op. 4450B04 RIGHT FRONT WHEEL - R.R

Op. 7055B66 ENGINE COMPARTMENT DUST COVER IN RIGHT FRONT WHEEL ARCH - R.R.

Op. 7055B54 UNDER ENGINE PROTECTION/GUARD - R.R.

Op. 1092G10 SINGLE ENGINE BELT - R.R

Op. 1092A10 CRANKSHAFT PULLEY - R + R

Op. 1032D26 TIMING SYSTEM FRONT PROTECTIVE COVER (UPPER PART) - R.R.

Op. 1032D27 TIMING SYSTEM FRONT PROTECTIVE COVER (LOWER PART) - R.R.

Op. 1032B10 TOOTHED TIMING BELT - R + R FOR TIMING ADJUSTMENT OR REPLACEMENT



Op. 1032B44 TOOTHED DRIVE PULLEY - R + R WITH TIMING BELT REMOVED

1. Undo fixing bolts (1a) and remove side guard (1b) for timing belt.

2. Disconnect the electrical connection for the cam angle sensor located near the engine oil dipstick tube.

| | Description | Connector |
|---|---------------|-------------------------------|
| 2 | Timing sensor | See K047 TIMING SENSOR |

3. Undo bolts (3a) and remove cam angle sensor (3b).

 Refitting ([Removing](#) )

- Place the cam angle sensor back in its housing and secure it by tightening the bolts to the recommended torque.

| Component | Fastening | dia | Value (daNm) | Validity |
|------------------|-----------|-----|--------------|----------|
| Cam angle sensor | Bolt | M6 | 0.8 ÷ 1.0 | 1.9 JTD |

- Connect the electrical connection for the cam angle sensor.

- Place the timing belt side guard in its housing and secure it using the bolts.

Op. 1032B44 TOOTHED DRIVE PULLEY - R + R WITH TIMING BELT REMOVED

Op. 1032B10 TOOTHED TIMING BELT - R + R FOR TIMING ADJUSTMENT OR REPLACEMENT

Op. 1032D27 TIMING SYSTEM FRONT PROTECTIVE COVER (LOWER PART) - R.R.

Op. 1032D26 TIMING SYSTEM FRONT PROTECTIVE COVER (UPPER PART) - R.R.

Op. 1092A10 CRANKSHAFT PULLEY - R + R

Op. 1092G10 SINGLE ENGINE BELT - R.R

Op. 7055B54 UNDER ENGINE PROTECTION/GUARD - R.R.

Op. 7055B66 ENGINE COMPARTMENT DUST COVER IN RIGHT FRONT WHEEL ARCH - R.R.

Op. 4450B04 RIGHT FRONT WHEEL - R.R

Op. 1016A10 SOUND-PROOFING COVER - R.R