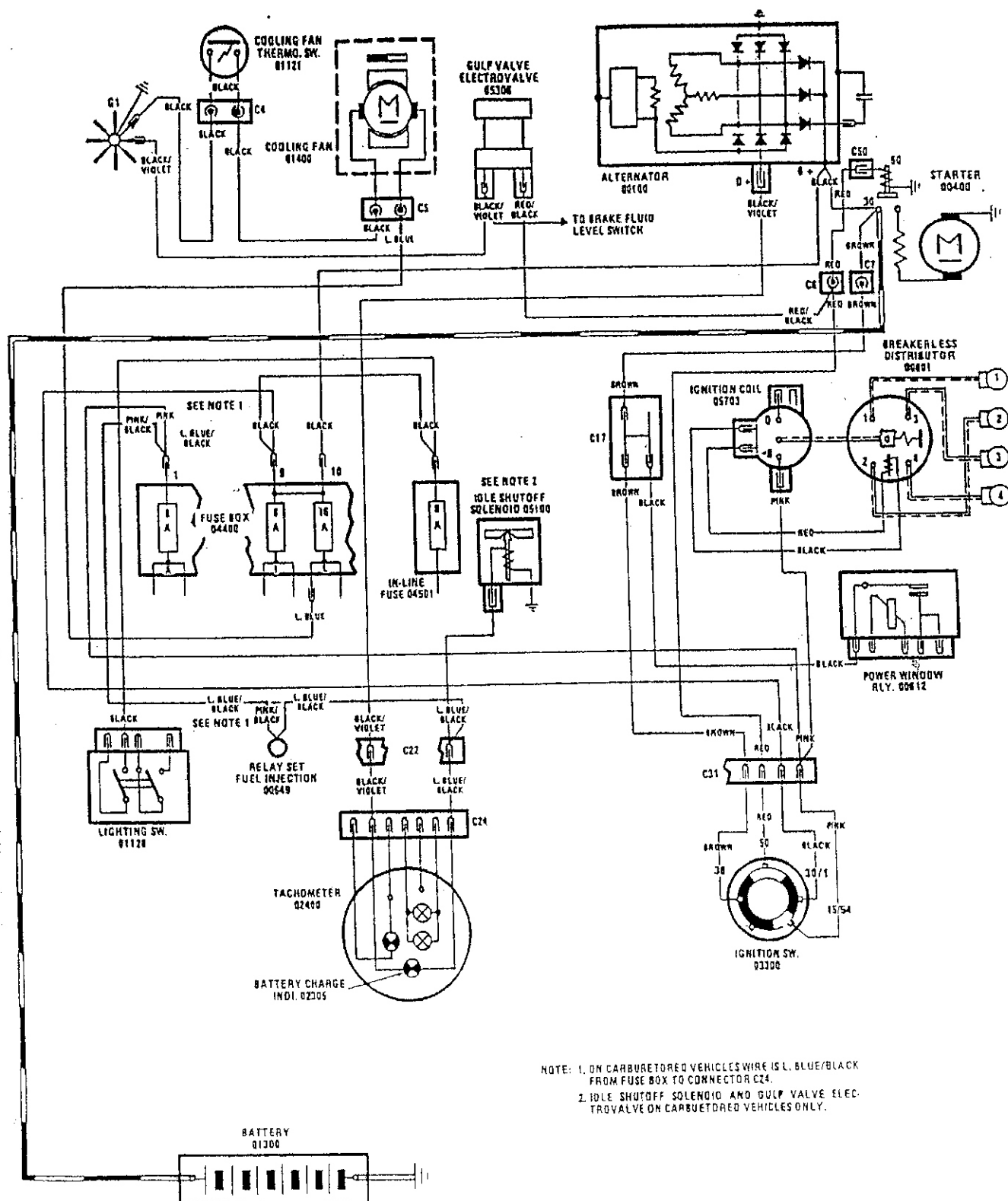


**124 SPIDER
1980
WIRING DIAGRAMS**

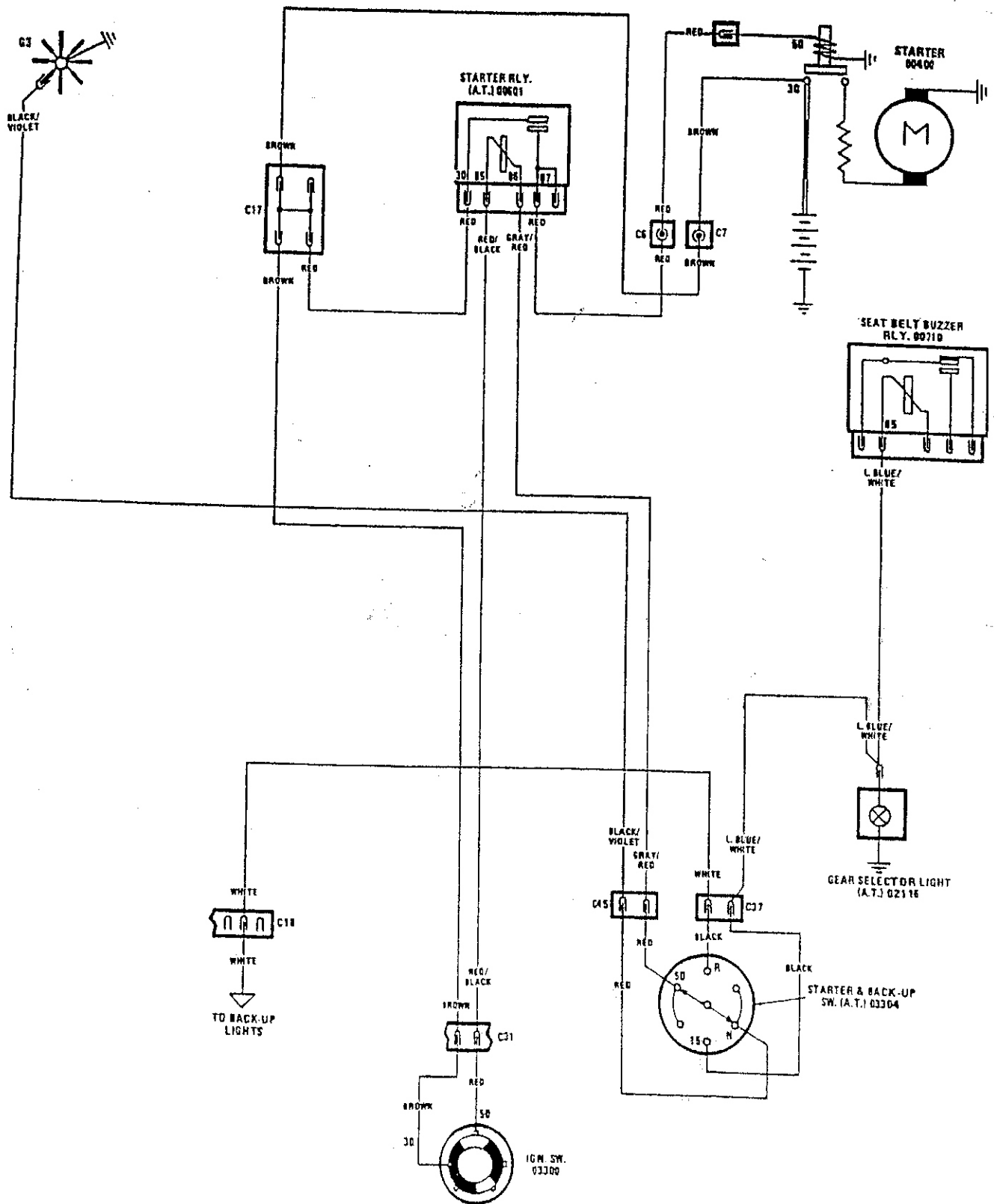
Table of Contents

CIRCUITS	PAGE
Ignition, starter, alternator, engine cooling fan, idle shutoff solenoid, and power distribution circuits	1
Starter circuit — automatic transmission	2
High and low beams circuits	3
Parking, license plate, side marker, and panel lights circuits	4
Hazard and turn signal, back-up, and stop lights circuits	5
Instruments, indicators, seat belt and remove key warning, courtesy light, clock, and socket circuits	6
Windshield washer/wiper, heater, horn, and cigarette lighter circuits	7
Power windows and radio circuits	8
Fuel injection system circuits	9/10
Component Index	11
Connector Code	12
Component Board	13

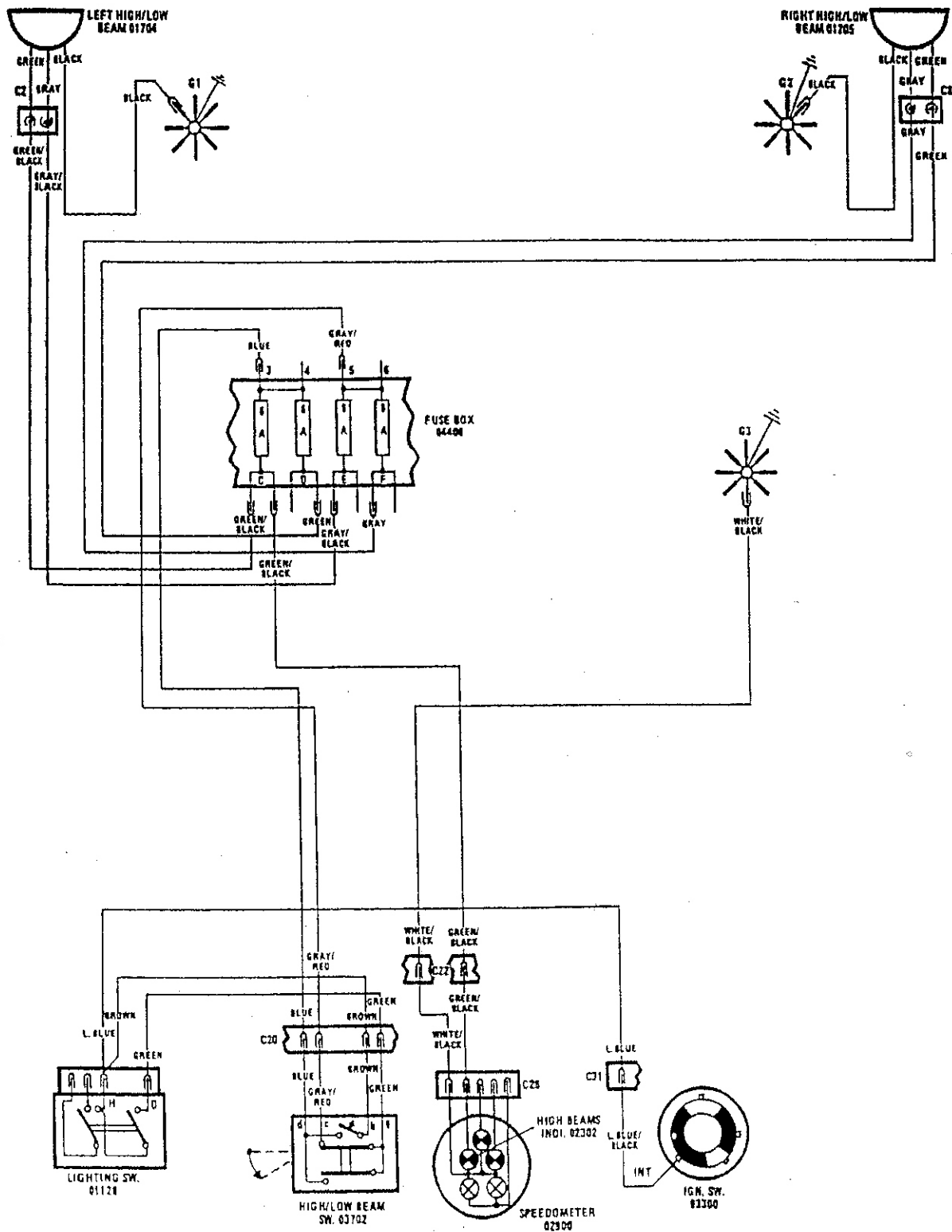
Ignition, Starter, Alternator, Engine Cooling Fan, Idle Shutoff Solenoid, and Power Distribution Circuits



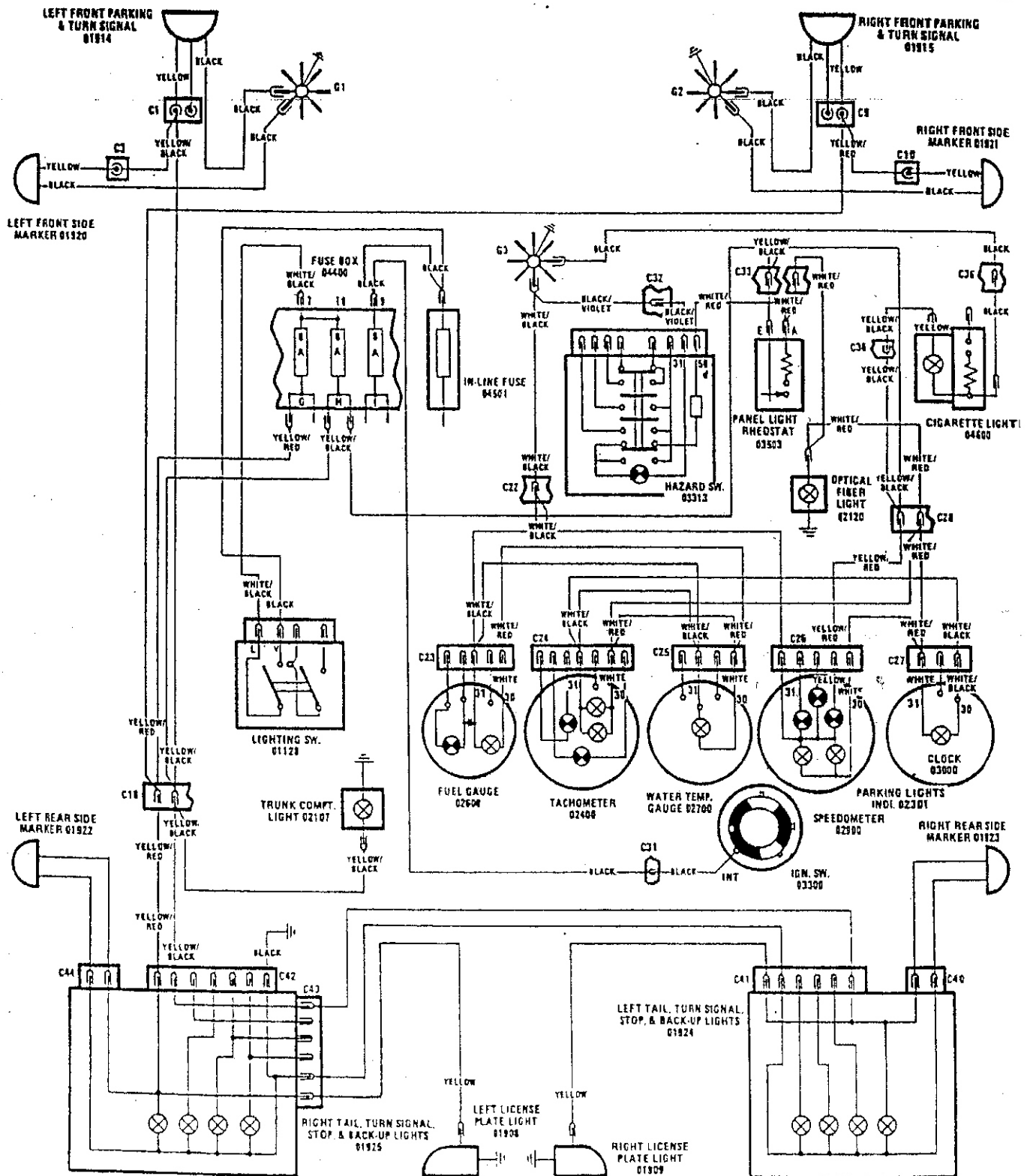
Starter Circuit – Automatic Transmission



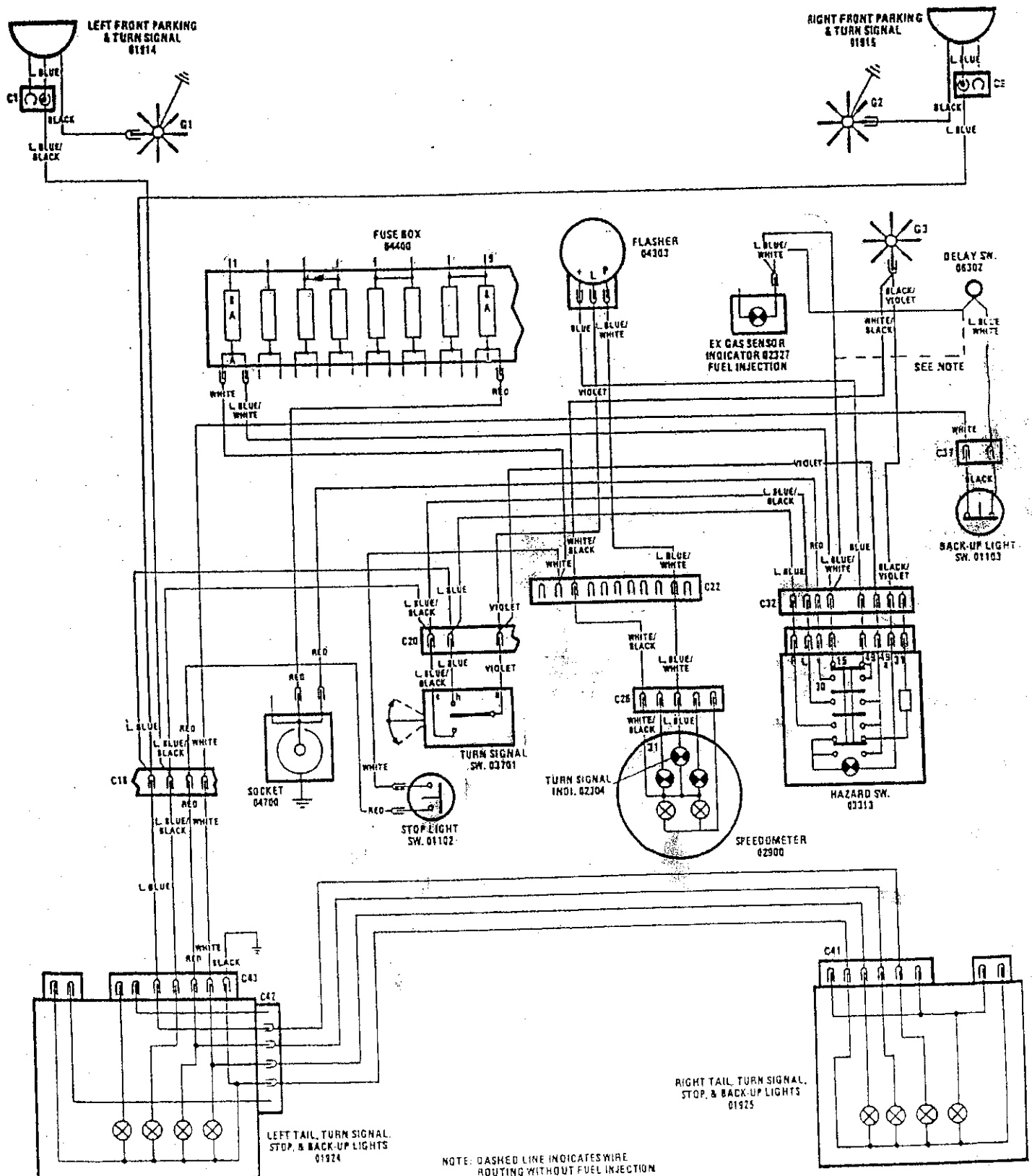
High and Low Beams Circuits




Parking, License Plate, Side Marker, and Panel Lights



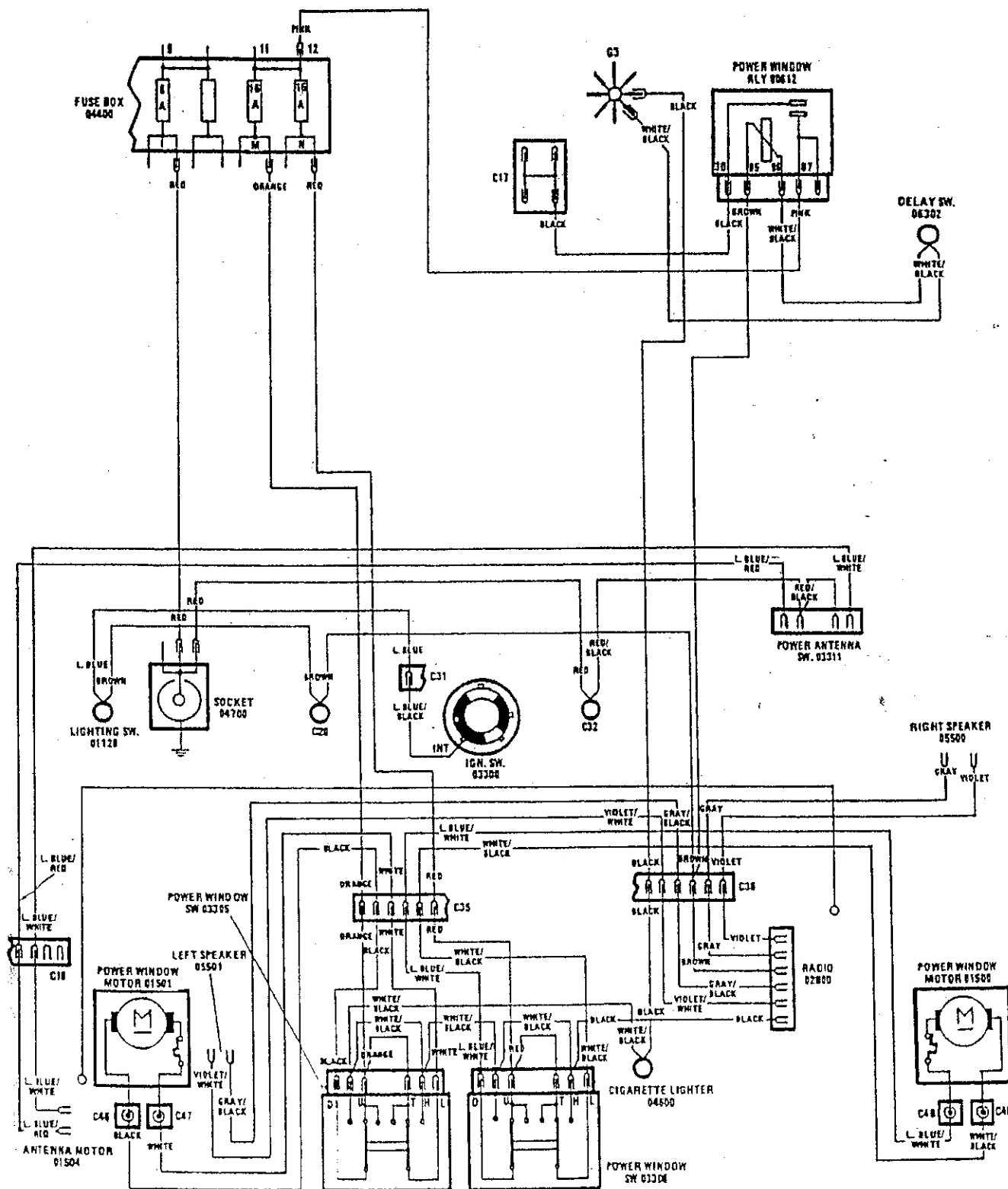
Hazard and Turn Signal, Back-Up, and Stop Lights Circuits



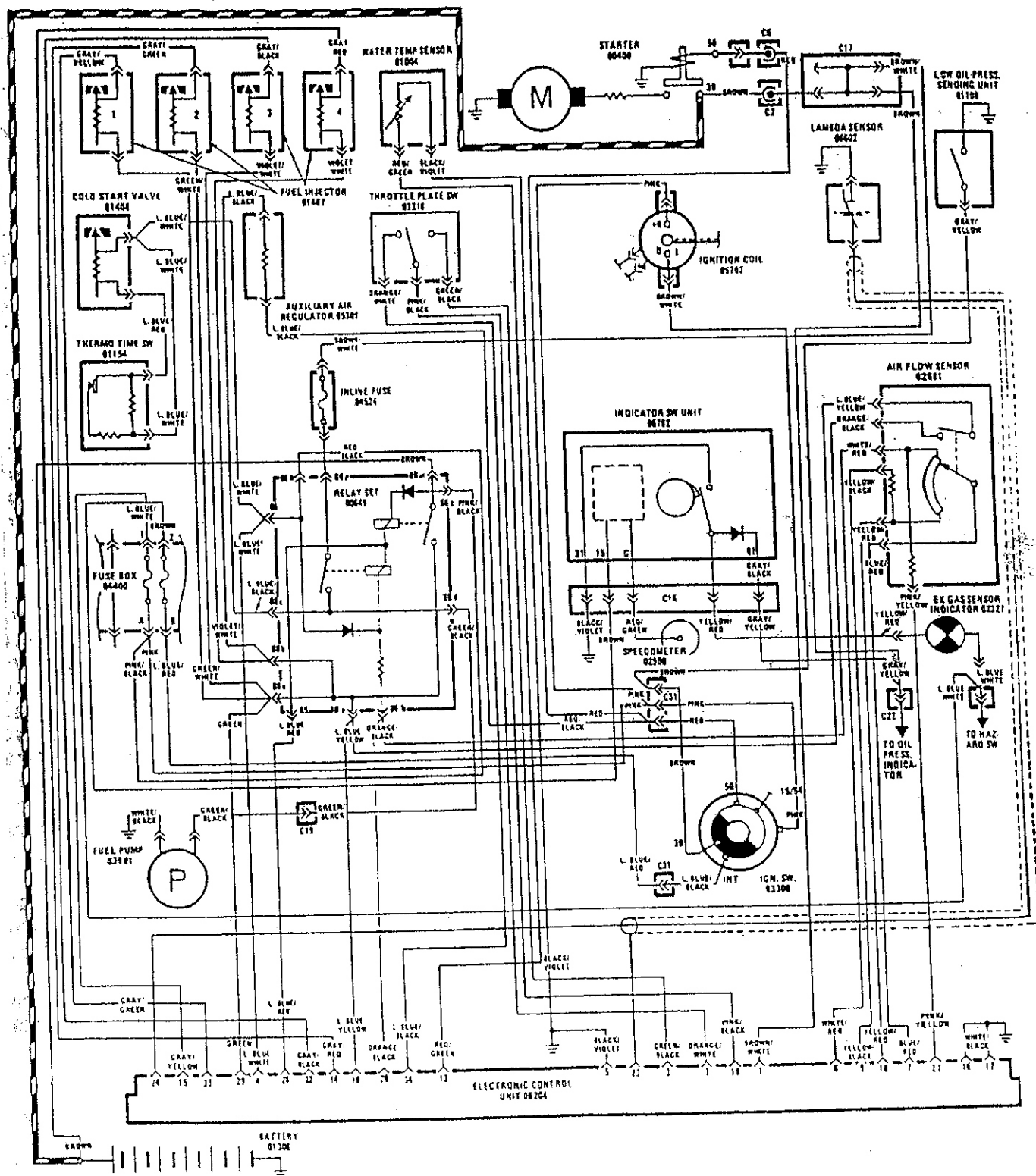




Power Windows and Radio Circuits



Fuel injection system circuits



Component Index

00100 Alternator w/electronic regulator
 00400 Starter
 00601 Starter relay (automatic transmission)
 00612 Power windows relay
 00605 Horn relay
 00710 Seat belt buzzer relay
 00801 Brakerless ignition distributor
 01000 Engine water temperature gauge sending unit
 01100 Low oil pressure indicator sending switch
 01102 Stop light switch
 01103 Back-up light switch
 01105 Heater fan switch
 01117 Switch on driver's seat belt
 01121 Cooling fan thermostatic switch
 01125 Engine overheat warning switch
 01128 Lighting switch
 01140 Hand brake "ON" switch
 01300 Battery
 01400 Cooling fan motor
 01401 Heater fan motor
 01500 Power window motor
 01501 Power window motor
 01504 Antenna motor
 01505 Windshield wiper motor
 01704 Left low beam
 01705 Right low beam
 01908 Left license plate light
 01909 Right license plate light
 01914 Left front parking and turn signal light
 01915 Right front parking and turn signal light
 01920 Left front side marker light
 01921 Right front side marker light
 01922 Left rear side marker light
 01923 Right rear side marker light
 01924 Left tail, turn signal, stop and back-up light
 01925 Right tail, turn signal, stop and back-up light
 02102 Passenger compartment light — with switch
 on dashboard
 02107 Trunk compartment light
 02120 Optical fiber illumination light source
 02212 Courtesy light jamb switch — right door
 02213 Courtesy light jamb switch — left door
 02215 Horn button
 02301 Parking lights indicator

02302 High beams indicator
 02304 Turn signal indicator
 02305 Battery charge indicator
 02307 Low oil pressure indicator
 02309 Low fuel indicator
 02310 Brake system effectiveness indicator
 02313 Fasten seat belts indicator
 02400 Tachometer
 02600 Fuel gauge
 02700 Engine water temperature gauge
 02800 Radio
 02900 Speedometer
 03000 Clock
 03300 Steering lock ignition switch
 03302 Windshield wipers speed switch
 03304 Starter and back-up light switch
 (automatic transmission)
 03305 Power window switch
 03306 Power window switch
 03311 Power antenna switch
 03313 Hazard warning signal switch and indicator
 03503 Ideogram light rheostat
 03701 Turn signal switch
 03702 High/low beams changeover switch
 03703 Wiper/washer switch
 03800 Windshield wiper intermittent switch
 03900 Windshield washer pump
 04200 Fuel gauge sending unit
 04303 Turn signal and hazard flasher
 04400 Fuse box
 04501 In-line fuse for cigarette lighter
 04600 Cigarette lighter
 04700 Electrical sockets
 04801 Water temperature gauge indicator resistor
 05001 Brake fluid level switch
 05005 Fasten seat belts and remove key chime
 05100 Idle shutoff solenoid
 05306 Gulp valve electrovalve
 05500 Right radio speaker
 05501 Left radio speaker
 05703 Ignition coil assembly
 05901 Right horn
 05902 Left horn
 06302 Delay switch — seat belt indicator

FUEL INJECTION SYSTEM

00649 Relay set
 01004 Coolant temperature sensor
 01154 Thermo time switch
 01407 Fuel injector
 01408 Cold start valve
 02327 Lambda sensor maintenance indicator
 02601 Air flow sensor

03316 Throttle plate switch
 03901 Electrical fuel pump
 04524 In-line fuse for fuel injection (16A)
 05309 Auxiliary air regulator
 06204 Electronic control unit
 06602 Lambda sensor
 06702 Lambda sensor indicator switch unit

Connector Codes

CONNECTOR NUMBER	NO. OF PINS	CIRCUITS
C1	2	Parking and turn signal — left front parking lights
C2	2	High/low beams — left front headlights
C3	1	Power for left front side marker light
C4	2	Cooling fan thermostatic switch
C5	2	Cooling fan
C6	1	Power to starter solenoid and gulp valve electrovalve (carburetor version)
C7	1	Power to starter motor
C8	2	High/low beams — right front headlights
C9	2	Parking and turn signal — right front turn signal
C10	1	Power for right front side marker light
C11	2	Windshield washer pump
C12	4	Windshield wiper intermittent switch
C13	2	Windshield wiper motor
C14	2	
C15	2	
C16	5	Lambda sensor indicator switch unit
C17	4	Power distribution connector
C18	11	Rear lights, driver's seat belt switch, power antenna motor, fuel tank sending unit, and trunk compartment light
C19	1	Power to electric fuel pump (fuel injection version)
C20	8	Turn signal switch, high/low beam switch, and horn button
C21	6	Horn button and windshield washer/wiper switch
C22	11	Instrument cluster
C23	5	
C24	7	
C25	4	
C26	5	
C27	3	
C28	3	
C29	1	Windshield washer switch
C30	2	Remove key switch at ignition switch
C31	5	Ignition switch
C32	7	Hazard switch
C33	7	Windshield wiper speed switch, panel light rheostat, brake system effectiveness indicator, and fasten belts indicator
C34	3	Heater motor
C35	8	Power windows and courtesy light
C36	8	Radio, and cigarette lighter
C37	2	Back-up light switch
C38	1	Cigarette lighter
C39	1	
C40	2	Right rear parking and side marker lights
C41	6	
C42	6	Connector for right rear lights at left rear parking light
C43	7	Left rear parking and side marker lights
C44	2	
C45	2	Starter and back-up light switch (Auto. Trans)
C46	1	Left power window motor
C47	1	
C48	1	Right power window motor
C49	1	

Component Board

